






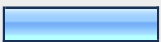






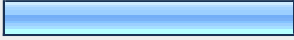



MSFTA 2008 Membership Survey

1. What MSFTA activities have you participated in 2008? Check all that apply.			Response Percent	Response Count
Ranch Horse/Cow Clinic in May at Barnes Ranch/Larkspur			18.8%	9
Bruce Pollard Clinic in May at Canon Creek Ranch			16.7%	8
Volunteer for the June Show			18.8%	9
Competed in one or more classes at the June Show			14.6%	7
Day Ride/s			39.6%	19
Resort Destinations for Horse & Rider			10.4%	5
Camp & Ride Outings			31.3%	15
Attended a MSFTA Board Meeting			16.7%	8
Fall Social			33.3%	16
I did not Participate in any Events in 2008			25.0%	12
		answered question		48
		skipped question		2





2. If you did not participate in any of the sponsored activities (previous question), is there a reason?			Response Percent	Response Count
The events conflicted with my calendar.			66.7%	12
Cost of diesel/gas limited my horse activities			44.4%	8
I have no interest in the sponsored activities			0.0%	0
Other (please specify)				15
			answered question	18
			skipped question	32

3. What activities would you like to see MSFTA promote in 2009? Please rank in order of preference with 1 being most important and 8 being least important. (Check the button to the right of the activity that signifies the level of importance)										
	1- Most Important	2	3	4	5	6	7	8	Rating Average	Res Co
Camp & Rides	51.6% (16)	3.2% (1)	19.4% (6)	9.7% (3)	3.2% (1)	9.7% (3)	3.2% (1)	0.0% (0)	6.48	
Other (please note what other is below)	25.0% (2)	0.0% (0)	0.0% (0)	0.0% (0)	12.5% (1)	0.0% (0)	12.5% (1)	50.0% (4)	3.25	
Fox Trotter Show	28.6% (10)	8.6% (3)	5.7% (2)	14.3% (5)	17.1% (6)	11.4% (4)	8.6% (3)	5.7% (2)	5.20	
Cow/Ranch Horse Clinic	0.0% (0)	8.0% (2)	24.0% (6)	28.0% (7)	16.0% (4)	8.0% (2)	12.0% (3)	4.0% (1)	4.56	
Booth at Rocky Mtn. Expo	0.0% (0)	7.4% (2)	7.4% (2)	3.7% (1)	14.8% (4)	37.0% (10)	25.9% (7)	3.7% (1)	3.41	
Day Rides in my locale	25.0% (9)	30.6% (11)	13.9% (5)	5.6% (2)	8.3% (3)	2.8% (1)	2.8% (1)	11.1% (4)	5.83	
Clinics	3.6% (1)	25.0% (7)	14.3% (4)	17.9% (5)	14.3% (4)	7.1% (2)	14.3% (4)	3.6% (1)	4.89	
Resort Destination Rides	12.9% (4)	19.4% (6)	9.7% (3)	16.1% (5)	12.9% (4)	9.7% (3)	6.5% (2)	12.9% (4)	4.84	
Other (please specify)										
									answered question	

4. How important to you is that MSFTA sponsor an annual show?

		Response Percent	Response Count
Very Important		31.8%	14
Sort of Important		29.5%	13
Not Important		27.3%	12
Could Care Less		11.4%	5
		Other (please specify)	4
		answered question	44
		skipped question	6

5. What format would you like to see the show? Code: PC Performance Classes including gait competition classes and model classes VC Versatility Classes; i.e., trail, western pleasure, barrels, poles, reining, etc. RHC Ranch Horse Competition; i.e., cow cutting, working cow, roping, etc. Fun Classes include Egg & Spoon, Champagne In Glass, Etc.

		Response Percent	Response Count
Two-Day show with PC, VC & RHC classes		50.0%	15
One-Day show emphasis on PC & fun classes		26.7%	8
One-Day show emphasis on VC & RHC		13.3%	4
One-Day Show emphasis on PC & VC		10.0%	3
		Other (please specify)	6
		answered question	30
		skipped question	20

6. Some members have expressed interest in fun shows. A fun show would be similar to a Gymkhana event. Examples of games are Egg & Spoon Race, Sack Race, Apple Bobbing, etc. Speed events include pool bending and barrel racing. Would you be interested in participating in a "Fun" show?

		Response Percent	Response Count
Possibly		40.5%	17
Yes		28.6%	12
No		31.0%	13
Other (please specify)			6
		answered question	42
		skipped question	8

7. Have you participated in MSFTA sponsored trail rides in the past?

		Response Percent	Response Count
Yes, I participated in one or more Day Trail Rides in 2008		40.0%	18
No, I did not participate on any Day Trail Ride in 2008		20.0%	9
Yes, I have participated in the past, but not in 2008		28.9%	13
Never have participated on MSFTA sponsored Day Ride		17.8%	8
		answered question	45
		skipped question	5









8. If you answered yes to the previous question, what was your favorite Day Trail Ride?

		Response Percent	Response Count
Chatfield State Park - April 5th		22.2%	4
Sharptail Ridge Ride - May		33.3%	6
Indian Creek Ride - September		22.2%	4
White Ranch - September		11.1%	2
Hall Ranch - September		0.0%	0
Chatfield State Park - October (Halloween Ride)		22.2%	4
Bear Creek - October		16.7%	3
Other (please specify)			13
		<i>answered question</i>	18
		<i>skipped question</i>	32

9. Do you have suggestions for day rides? If you do not live along the Front Range, are you interested in day rides in your locale? Please provide any comment, suggestion, or otherwise below.

		Response Count
		12
		<i>answered question</i>
		12
		<i>skipped question</i>
		38











10. MSFTA has sponsored the following rides to resorts that offer facilities for your horse and cabin/room for you. Additionally there is camping for those that choose to do so. Please check the events that you attended.

		Response Percent	Response Count
M Lazy C - Woodland Park - Camped		7.5%	3
M Lazy C - Woodland Park - Rented a Cabin/Room		20.0%	8
Winding River - Granby - Camped		27.5%	11
Winding River - Granby - Rented a Cabin/Room		0.0%	0
Beaver Meadows - Red Feathers - Camped		15.0%	6
Beaver Meadows - Red Feathers - Rented a Cabin/Room		7.5%	3
Fort Robinson - Crawford, NB - Camped		20.0%	8
Fort Robinson - Crawford, NB - Rented a Cabin/Room		5.0%	2
I have not participated in this type of event		55.0%	22
		<i>answered question</i>	40
		<i>skipped question</i>	10

11. What amenities are important to you when you go on the overnight rides? (Good access to trail riding is assumed to be available when ranking your choices) Rank #1 Most Important & #4 Least Important

	1- Most Important	2	3	4 - Least Important	Rating Average	Response Count
Camp spots w/ water, electric, corrals	36.7% (11)	40.0% (12)	16.7% (5)	6.7% (2)	3.07	30
Remote Camp spots - no electric or corrals	48.5% (16)	21.2% (7)	15.2% (5)	15.2% (5)	3.03	33
Destination resort with accommodation for my horse & myself	22.6% (7)	25.8% (8)	29.0% (9)	22.6% (7)	2.48	31
Conference facility to have community pot luck meals	0.0% (0)	22.2% (6)	33.3% (9)	44.4% (12)	1.78	27
	<i>answered question</i>					36
	<i>skipped question</i>					14

12. What is your favorite "remote" camp & ride? If you favorite ride is not listed, please provide information in the comment box on your favorite ride and the location of that ride.

		Response Percent	Response Count
Lost Park (SW of Kenosha Park Area)		30.4%	7
Buffalo Peaks Wilderness (SW of Fairplay)		17.4%	4
Jack's Gulch (West of Fort Collins)		8.7%	2
Deer Haven (North of Canon City)		8.7%	2
Bruno Gulch (Grant)		8.7%	2
Silver Jack Reservoir (Gunnison) Uncompahgr Area		21.7%	5
Flat Tops (Trapper Lake Area)		26.1%	6
Ranch Horse Park (Crested Butte)		26.1%	6
Dinosaur Tracks (Pueblo)		4.3%	1
Music Pass (Westcliffe)		21.7%	5
Other (please specify)			10





	<i>answered question</i>	23
	<i>skipped question</i>	27

13. The MSFTA newsletter is published bi-monthly; however, it is often published more often to keep membership up-to-date. The primary objective of the publication is to communicate with membership about upcoming activities. Content varies. What do you like most about the newsletter? Please rank with 1 being most liked content and 5 being least like content.

	1 - Most Liked Content	2	3	4	5 - Least Liked Content	Rating Average	Response Count
Calendar of Events & Information on Upcoming Events	78.9% (30)	13.2% (5)	5.3% (2)	2.6% (1)	0.0% (0)	4.68	38
Articles by Trainers	13.5% (5)	24.3% (9)	48.6% (18)	13.5% (5)	0.0% (0)	3.38	37
Articles from Members on their experiences with horse/s	17.1% (6)	54.3% (19)	22.9% (8)	5.7% (2)	0.0% (0)	3.83	35
Advertisements from Show Sponsors	0.0% (0)	0.0% (0)	12.1% (4)	27.3% (9)	60.6% (20)	1.52	33
Pres Sez Articles	6.5% (2)	12.9% (4)	16.1% (5)	45.2% (14)	19.4% (6)	2.42	31
Other (please specify)							3
	<i>answered question</i>						44
	<i>skipped question</i>						6

14. What would you like to see changed with the newsletter?

	Response Count
	4
	<i>answered question</i>
	4
	<i>skipped question</i>
	46

15. How often do you visit the MSFTA web page (www.mfsta.net)?			Response Percent	Response Count
Weekly or more often, especially during riding season			4.7%	2
Every Couple Weeks or So...			46.5%	20
Seldom - less than Monthly			46.5%	20
Never			4.7%	2
		answered question		43
		skipped question		7

16. What suggestions do you have for the web page; i.e., how could it be improved to better support communication with membership?			Response Count
			7
		answered question	7
		skipped question	43

17. Comment #1			Response Count
			22
		answered question	22
		skipped question	28

18. Comment #2

		Response Count
		10
	<i>answered question</i>	10
	<i>skipped question</i>	40